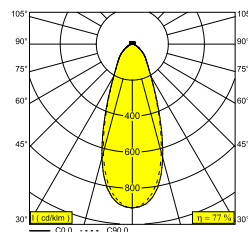
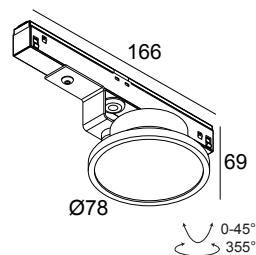




M20/M26H - HALOSCAN MP 92735 MDL B

23135 9230 B

AVAILABLE IN
BLACK 23135 9230 B
WHITE 23135 9230 W



 [View on website](#)

General info

LOCATION	indoor
INSTALLATION	Low voltage systems Low voltage system mounted
INGRESS PROTECTION	IP20
WEIGHT (KG)	0.3
ADJUSTABILITY	0° to 45° swiveling, 355° rotatable
INFORMATION	LENS FL-35° EXCL.LED POWER SUPPLY 48V-DC

Electrical info

ELECTRICAL	48V-DC
CLASS	III
DIM TYPE	MDL = 1-10V or DALI or push button
ENERGY CLASS	E
CERTIFICATES	ENEC

Lightsource info

LIGHTSOURCE NAME	LED
LIGHTSOURCE	LED array 8,6W / CRI>90 (R9: 60) / 2700K / 1041lm
TM-30 VALUES	Rf: 89 / Rg: 100
SDCM	SDCM1
RISKGROUP	RG1
LM80	L90B10 > 50000
LED TECHNICS (LIGHT SOURCE)	1041lm // 8,6W // 121lm/W
LED TECHNICS (LUMINAIRE)	799lm // 10W // 81lm/W

Remarks

Take a look at our **MAGNETIC PROFILES** movie

Requirements

LED POWER SUPPLY 48V-DC

Options

DIMMABLE MODULATOR

Delta Light NV may revise the information and technical data at any time without notice. Version: 13/03/2024

M20/M26H - HALOSCAN MP 92735 MDL B

23135 9230 B

Accessories

HALOSCAN HONEYCOMB

HALOSCAN LINEAR SPREAD LENS

HALOSCAN KAP MP

For detailed installation instructions, please consult the manual: **[23135_XXX0_HAND.pdf](#)**

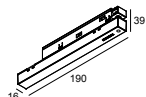
M20/M26H - HALOSCAN MP 92735 MDL B

23135 9230 B

FINISH YOUR SPECIFICATION

Current supply

#



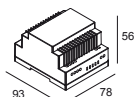
21032 0030 SMART 48 MODULATOR PLUG-IN WD

19

☐

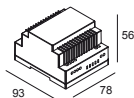
SMART 48

#



300 90 011 SMART 48 MODULATOR DIM9

19

☐


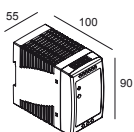
300 90 012 SMART 48 MODULATOR WD

19

☐

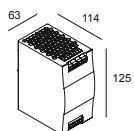
LED power supplies

#



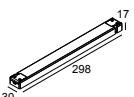
300 89 48 100 LED POWER SUPPLY 48V-DC / 100W DIN

10

☐


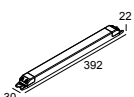
300 89 48 240 LED POWER SUPPLY 48V-DC / 240W DIN

24

☐


21012 0230 LED POWER SUPPLY 48V-DC / 100W

10

☐


21012 0240 LED POWER SUPPLY 48V-DC / 200W

20

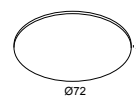
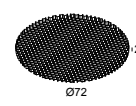
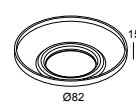
☐

⌵ DELTALIGHT®

M20/M26H - HALOSCAN MP 92735 MDL B

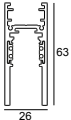


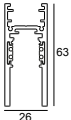


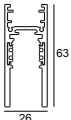




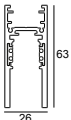













23135 9230 B

Light altering devices

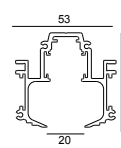

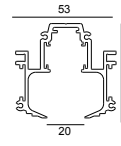

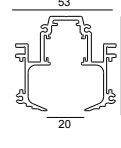

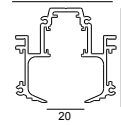

	23110 0040	HALOSCAN LINEAR SPREAD LENS	<input type="checkbox"/>
	23110 0050 B	HALOSCAN HONEYCOMB B	<input type="checkbox"/>
	23110 0060 B	HALOSCAN KAP MP B	<input type="checkbox"/>
	23110 0060 W	HALOSCAN KAP MP W	<input type="checkbox"/>

M20/M26H - HALOSCAN MP 92735 MDL B
23135 9230 B

COMPATIBLE COMPOSABLES

SHIFTLINE M26H profile		Available Colours
	23359 0000 SLM26H - PROFILE	 
	23359 0010 SLM26H - PROFILE 1m	 
	23359 0020 SLM26H - PROFILE 2m	   
	23359 0030 SLM26H - PROFILE 3m	   
SPLITLINE M20 ST profile		Available Colours
	23397 0000 SPM20 ST - PROFILE	 
	23397 0020 SPM20 ST - PROFILE 2m	 
	23397 0030 SPM20 ST - PROFILE 3m	 

M20/M26H - HALOSCAN MP 92735 MDL B
 23135 9230 B

SPLITLINE M20 profile		Available Colours
	420 20 10 00 SPM20 - PROFILE 1m	
	420 20 20 00 SPM20 - PROFILE 2m	
	420 20 30 00 SPM20 - PROFILE 3m	
	23301 0000 SPM20 - PROFILE B	

Notes: